


inland color

SUBURBAN TRADITIONAL

Exterior Color Selection Options for Sanctuary Homes


Body = Walls Trim = Trim Accent = Door



Jubilee
SW 6248

Extra White
SW 7006

Salute
SW 7582



Green Earth
SW 7748

Nacre
SW 6154

Fiery Brown
SW 6055

B

T

A

BODY

TRIM

ACCENT

Softer Tan
SW 6141


Foothills
SW 7514

Darkroom
SW 7083



Maison Blanche
SW 7526

Alabaster
SW 7008

Dried Thyme
SW 6186






ST1



(B) (T) (A)

BODY	TRIM	ACCENT
Cardboard SW 6124	Believable Buff SW 6120	Urbane Bronze SW 7048
Wool Skein SW 6148	Hardware SW 6172	Fired Brick SW 6335
Universal Khaki SW 6150	Moderate White SW 6140	Naval SW 6244




(B) (T) (A)

BODY	TRIM	ACCENT
Summit Gray S.W. 7659	Extra White SW 7006	Greenblack SW 6994
Restrained Gold S.W. 6123	Polar Bear SW 7564	Forestwood SW 7730
Virtual Taupe S.W. 7039	Accessible Beige SW 7036	Rustic Red SW 7593

ST2

SUBURBAN TRADITIONAL



BODY	TRIM	ACCENT
Rare Gray SW 6199	Casa Blanca SW 7571	Pewter Green SW 6208
Dover White SW 6385	Gateway Gray SW 7644	Mediterranean SW 7617
Concord Buff SW 7684	Pure White SW 7005	Porpoise SW 7047

B Body
 T Trim
 A Accent



B

T

A

ST4

Sanctuary at Oak Creek

Oak Creek

STOP

Sanctuary at Oak Creek
HOMEOWNERS ASSOCIATION

ACC MEETING

DATE: WEDNESDAY, 10/10/12

TIME: 6:30 P.M.

PLACE: 9063 PINEBREEZE

Sanctuary at Oak Creek
HOMEOWNERS ASSOCIATION

ACC

MEETING

DATE: WEDNESDAY 10/10/12

TIME: 6:30 PM

PLACE: 9063 THE BREEZE DR.

Group Message



To: Danny Fleary, Danny Fleary

Details

Oct 8, 2012, 10:47 AM

Danny

JoAnn asked if I would make contact with you to let you know there is missing information in the ACC application for the Island. The ACC will need specifics in order to be able to review it i.e. type of plants, locations, quantity etc.

FILE *DF*
ASSOCIATION
FILE *out*
april

The Sanctuary at Oak Creek

Exterior Color Schemes

Paint colors (exterior walls, trim, shutters, and doors) shall not be materially changed from original colors without the consent of the Architectural Control Committee.

The Architectural Control Committee may take up to 30 days to review an application. Work may not begin until the homeowner has received written approval.

Submission Requirements for Exterior Painting

All applications must include the following items or will be denied without review:

1. A completed ACC Application - which may be found in the "files" section on the Sanctuary Yahoo Website:
<http://groups.yahoo.com/group/oakcreek/>
2. Roof color* is the dominant element of the home. Include the home's roof color in the description detail field of the Alteration Application. A photo of the home is appreciated, but not required.
3. Three (3) separate color scheme selections from The Sanctuary at Oak Creek Exterior Color Schemes binder (in order of preference) must be attached to the application. *Order of preference does not guarantee approval of first selection.*

*Roof color and the color schemes of adjacent homes will be taken into consideration as part of the approval process.

FILE
ASSOCIATION Sanc@OC
FILE ARC

**THE SANCTUARY AT OAK CREEK
ARCHITECTURAL DESIGN GUIDELINES**

As The Sanctuary at Oak Creek is a deed-restricted Community, the Architectural Control Committee must approve any exterior alterations/additions to the property. Alteration applications must be submitted for any exterior modifications, including, but not limited to, the following:

Pools/Spas, screen enclosures, fencing, landscaping changes (when changes consist of more than 10% of the existing landscaping), landscape curbing, exterior painting, permanent hurricane protection, satellite dishes, swing sets, trampolines and basketball goals.

All exterior modifications/alterations are subject to on site review *prior* to construction. The on site review will be followed by a *written* approval or denial. The owner is responsible for compliance with all State, County and/or local codes.

The following are Board approved guidelines:

FENCES:

1. A copy of the lot survey indicating placement of a fence must be submitted with the request form.
2. No type of fencing is permitted on the front of any lot.
3. The acceptable material is PVC vinyl. PVC fences may be white or tan. Rear fences on conservation lots or lots with water views must have vinyl coated green or black chain link fences.
4. The maximum fence height is 6 ft. with the exception of conservation lots or lots with water views. The side fence must transition from 6 ft. to 4 ft. starting at the back of the home and/or depending upon the angle and proximity of the home and neighboring homes to the water. This 4' fencing must be of the "open picket/plank" PVC type construction.
5. No lattice is permitted.
6. Conservation vinyl coated green or black chain link fencing must be 4' in height and used on the waterway and/or conservation side of the lot.
 - Fencing may not impede the view of water or a conservation area for any adjoining property.
7. Fence posts should be installed on the property line.
8. No fence may be installed on any easement. (Including, but not limited to drainage, utility, or CDD.)
9. Fences must adjoin any existing fence except under easement restrictions.
 - Double fencing is only permitted when adjoining a "grandfathered" fence.
10. On interior lots, fences shall be set back a minimum of 10 ft. from the front facing corners of the house. On corner lots, fences shall be set back a minimum of 15 ft. from the front corners of the house and 10' in from the top of the sidewalk on the street side so as not to obstruct visibility.
11. Fence finials are permitted with approval.
12. All fencing, including those "grandfathered" must be maintained in a consistent and appropriate manner.
13. Replacement of any or part of a "grandfathered" fence must go through the approval process and will be required to meet the above bylaws.

POOLS

1. No above ground pool is permitted.

SCREEN ENCLOSURES:

2. Screen enclosure frames may be white or bronze.
3. Aluminum pan roofs and insulated roofs are permitted.
4. Front screen enclosures are not allowed.
5. Screen doors are not permitted on the front of homes.

SPORTS EQUIPMENT

1. No permanent sporting structures are permitted in the front or side lot of any home. All temporary equipment must be stored out of sight when not in use (i.e. basketball goal, soccer goals, trampolines, etc).

EXTERIOR PAINTING:

2. Color samples must be submitted for approval prior to painting the exterior of your home. Please specify on the each sample the body, trim and door color.


STORAGE SHEDS: Storage sheds are **not** permitted in the community.

inland color


SUBURBAN MODERN

Exterior Color Selection Options for Sanctuary Homes

Body = Walls Trim = Trim Accent = Door



BODY	TRIM	ACCENT
Wool Skein SW 6148	Artisan Tan SW 7540	Status Bronze SW 7034




Breezy SW 7616	Extra White SW 7006	Roycroft Pewter SW 2848
-------------------	------------------------	----------------------------


B

T

A



BODY	TRIM	ACCENT
Tatami Tan SW 6116	Colony Buff SW 7723	Homburg Gray SW 7622
Fresco Cream SW 7719	Pottery Urn SW 7755	Carnelian SW 7580
Dry Dock SW 7502	Hot Cocoa SW 6047	Chateau Brown SW 7510




B

T

A

SM 2



Techno Gray
SW 6170


Connected Gray
SW 6165

Alchemy
SW 6395

Perfect Greige
SW 6073

Popular Gray
SW 6071

Garret Gray
SW 6075



BODY

TRIM

ACCENT

Muslin
SW 6133

Straw Harvest
SW 7698

Rural Green
SW 6418

Outerbanks
SW 7534

Rice Grain
SW 6155

Rookwood Terra Cotta
SW 2803





ⓑ


Ⓣ

Ⓐ

SM2




BODY	TRIM	ACCENT
Cork Wedge SW 7539	Smokehouse SW 7040	Rustic Red SW 7593
Silvermist SW 7621	Pure White SW 7005	Chamois SW 6131




BODY	TRIM	ACCENT
Jogging Path SW 7638	Intellectual Gray SW 7048	Thunder Gray SW 7645
Shoji White SW 7042	Relaxed Khaki SW 6149	Hopsack SW 6109

SM3

EXTERIOR SCHEMES - CLASSIC COLORS




- | | |
|-------------------|---------|
| 1. Rare Gray | SW 6199 |
| 2. Ethereal White | SW 6182 |
| 3. Poppy Flower | SW 2904 |




- | | |
|-------------------|---------|
| 1. Perfect Greige | SW 6073 |
| 2. Pacer White | SW 6098 |
| 3. Distance | SW 6243 |

Exterior Color Selection Options for Sanctuary Homes

1. = Walls 2. = Trim 3. = Door



- | | |
|---------------------|---------|
| 1. Link Gray | SW 6200 |
| 2. Austere Gray | SW 6184 |
| 3. Arresting Auburn | SW 6034 |



- | | |
|--------------------|---------|
| 1. Favorite Tan | SW 6157 |
| 2. Connected Gray | SW 6165 |
| 3. Sundried Tomato | SW 2915 |

CC1

inland color

DESERT AND SOUTHWEST STYLE

Exterior Color Selection Options for Sanctuary Homes

Body = Walls Trim = Trim Accent = Door



BODY

TRIM

ACCENT

Naturel


SW 7542

Meadow Trail

SW 7737

Manor House

SW 7505



Quiver Tan


SW 6151

Softer Tan

SW 6141

Lanyard

SW 7690



Sawdust

SW 6158




Nacre

SW 6154

Spicy Hue

SW 6342

DS1




ⓑ

Ⓣ

ⓐ



BODY	TRIM	ACCENT
Mesa Tan SW 7695	Grounded SW 6089	Sundried Tomato SW 7585
Concord Buff SW 7684	San Antonio Sage SW 7731	French Roast SW 6069
Netsuke SW 6134	Connected Gray SW 6165	Fiery Brown SW 6055



Hopsack SW 6109	Muslin SW 6133	Homburg Gray SW 7622
---------------------------	--------------------------	--------------------------------

DS2

BODY	TRIM	ACCENT
Latte SW 6108	Protégé Bronze SW 6153	Edamame SW 7729
Stonebriar SW 7693	Toasted Pine Nut SW 7696	Canyon Clay SW 6054
Stucco SW 7569	Foothills SW 7514	Tempe Star SW 6229





ⓑ

Ⓣ

ⓐ

Brandywine SW 7710	Dover White SW 6385	Ligonier Tan SW 7717
Herbal Wash SW 7739	Morning Sun SW 6672	Garden Gate SW 6167






ⓑ

Ⓣ

ⓐ


DS3

BODY	TRIM	ACCENT
Renwick Rose Beige SW 6634	Divine White SW 6106	Homestead Brown SW 7515
Pueblo SW 7741	Trusty Tan SW 6087	Bitter Chocolate SW 6013
Baguette SW 6121	Beligvabe Buff SW 6127	Polished Mahogany SW 2838



(B) (T) (A)

BODY	TRIM	ACCENT
Favorite Tan SW 6187	Tatami Tan SW 6116	Tea Chest SW 6103



Interactive Cream SW 6113	Red Cent SW 6341	Protégé Bronze SW 6153
-------------------------------------	----------------------------	----------------------------------

(B) Body (T) Trim (A) Accent



(B) (T) (A)


DS4

historic color


AMERICA'S HERITAGE

Additional Selection Options for Homes with Shutters

Body = Walls Trim = Trim Accent 1 = Shutters Accent 2 = Door




BODY	TRIM	ACCENT	ACCENT 2
Craftsman Brown SW 2835	Roycroft Vellum SW 2833	Rookwood Brown SW 2806	Naval SW 6244



Roycroft Pewter SW 2848	Weathered Shingle SW 2841	Roycroft Vellum SW 2833	Roycroft Copper Red SW 2839
----------------------------	---------------------------------	----------------------------	-----------------------------------




Pearl Gray SW 0052	Classic Light Buff SW 0050	Colonial Revival Stone SW 2827	Mulberry Silk SW 0001
-----------------------	-------------------------------	--------------------------------------	--------------------------



Downing Earth SW 2820	Renwick Beige SW 2805	Rookwood Terra Cotta SW 2803	Rookwood Dark Brown SW 2808
--------------------------	--------------------------	------------------------------------	-----------------------------------

AH1




BODY	TRIM	ACCENT	ACCENT 2
Downing Stone SW 2821	Sage Green Light SW 2851	Roycroft Bronze Green SW 2846	Classic Light Buff SW 0050
Rookwood Clay SW 2823	Pure White SW 7005	Downing Sand SW 2822	Teal Stencil SW 0018
Downing Straw SW 2813	Roycroft Vellum SW 2833	Roycroft Pewter SW 2848	Classic French Gray SW 0077




Antique White SW 6119	Roycroft Suede SW 2842	Creamy SW 7012	Bunglehouse Blue SW 0048
---------------------------------	----------------------------------	--------------------------	------------------------------------



AH2



BODY	TRIM	ACCENT	ACCENT 2
Colonial Revival Stone SW 2827	Classical White SW 2829	Tricorn Black SW 6258	Rookwood Red SW 2802



Downing Sand SW 2822	Classical White SW 2829	Toile Red SW 0006	Rookwood Dark Brown SW 2808
--------------------------------	-----------------------------------	-----------------------------	---------------------------------------



Colonial Revival Green Stone SW 2826	Classic Light Buff SW 0050	Polished Mahogany SW 2838	Roycroft Bronze Green SW 2846
--	--------------------------------------	-------------------------------------	---

B

T

A

(B) Body (T) Trim (A) Accent


AH3

inland color

SUBURBAN TRADITIONAL

Exterior Color Selection Options for Sanctuary Homes


Body = Walls Trim = Trim Accent = Door



Jubilee
SW 6248

Extra White
SW 7006

Salute
SW 7582



Green Earth
SW 7748

Nacre
SW 6154



Fiery Brown
SW 6055

(B)




(T)

(A)

BODY	TRIM	ACCENT
Softer Tan SW 6141	Foothills SW 7514	Darkroom SW 7083
Maison Blanche SW 7526	Alabaster SW 7008	Dried Thyme SW 6186



ST1






ⓑ

Ⓣ

ⓐ

BODY	TRIM	ACCENT
Cardboard SW 6124	Believable Buff SW 6120	Urbane Bronze SW 7048
Wool Skein SW 6148	Hardware SW 6172	Fired Brick SW 6335
Universal Khaki SW 6150	Moderate White SW 6140	Naval SW 6244





ⓑ

Ⓣ

ⓐ




BODY	TRIM	ACCENT
Summit Gray SW 7669	Extra White SW 7006	Greenblack SW 6994
Restrained Gold SW 6129	Polar Bear SW 7564	Forestwood SW 7730
Virtual Taupe SW 7039	Accessible Beige SW 7036	Rustic Red SW 7593

ST2




BODY	TRIM	ACCENT
Khaki Shade SW 7533	Tiki Hut SW 7509	Brandywine SW 7710
Burlap SW 6137	Rice Grain SW 6155	Bitter Chocolate SW 6013

Dormer Brown SW 7521	Patience SW 7555	Cordovan SW 6027
Slate Tile SW 7624	Greylan Ivory SW 7541	Manor House SW 7505



Whole Wheat SW 6121	Antique White SW 6119	Raisin SW 7630
-------------------------------	---------------------------------	--------------------------

5T3



Techno Gray
SW 6170



Connected Gray
SW 6165

Alchemy
SW 6395

Perfect Greige
SW 6073

Popular Gray
SW 6071

Garret Gray
SW 6075



BODY

TRIM

ACCENT

Muslin
SW 6133


Straw Harvest
SW 7698

Rural Green
SW 6418

Outerbanks
SW 7534

Rice Grain
SW 6155

Rookwood Terra Cotta
SW 2803





ⓑ



Ⓣ

Ⓐ

SM2



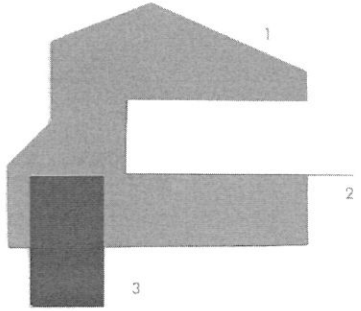
BODY	TRIM	ACCENT
Cork Wedge SW 7539	Smokehouse SW 7040	Rustic Red SW 7593
Silvermist SW 7621	Pure White SW 7005	Chamois SW 6131



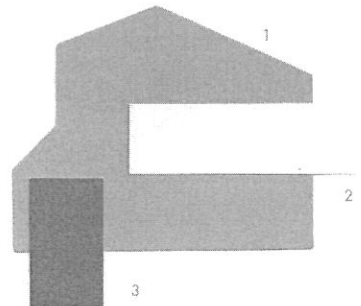
BODY	TRIM	ACCENT
Jogging Path SW 7638	Intellectual Gray SW 7045	Thunder Gray SW 7645
Shoji White SW 7042	Relaxed Khaki SW 6149	Hopsack SW 6109

SM3

EXTERIOR SCHEMES - CLASSIC COLORS



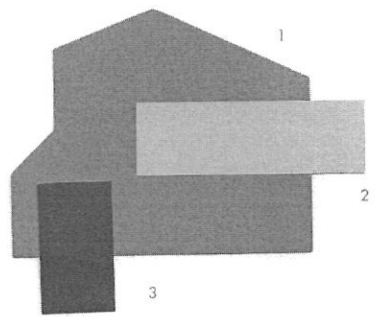
- 1. Rare Gray SW 6199
- 2. Ethereal White SW 6182
- 3. Poppy Flower SW 2904



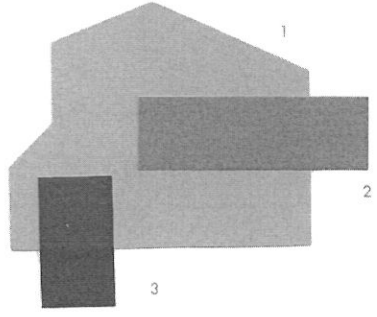
- 1. Perfect Greige SW 6073
- 2. Pacer White SW 6098
- 3. Distance SW 6243

Exterior Color Selection Options for Sanctuary Homes

1. = Walls 2. = Trim 3. = Door



- 1. Link Gray SW 6200
- 2. Austere Gray SW 6184
- 3. Arresting Auburn SW 6034



- 1. Favorite Tan SW 6157
- 2. Connected Gray SW 6165
- 3. Sundried Tomato SW 2915


CC1

inland color

DESERT AND SOUTHWEST STYLE

Exterior Color Selection Options for Sanctuary Homes

Body = Walls Trim = Trim Accent = Door



BODY

TRIM

ACCENT

Naturel
SW 7542



Meadow Trail
SW 7737

Manor House
SW 7505

Quiver Tan
SW 6151

Softer Tan
SW 6141

Lanyard
SW 7690






Sawdust
SW 6158

Nacre
SW 6154

Spicy Hue
SW 6342

DS1

BODY	TRIM	ACCENT
Latte SW 6108	Protégé Bronze SW 6153	Edamame SW 7729
Stonebriar SW 7693	Toasted Pine Nut SW 7696	Canyon Clay SW 6054
Stucco SW 7569	Foothills SW 7514	Tempe Star SW 6229





ⓑ

Ⓣ

Ⓐ

Brandywine SW 7710	Dover White SW 6385	Ligonier Tan SW 7717
Herbal Wash SW 7739	Morning Sun SW 6672	Garden Gate SW 6167




ⓑ


Ⓣ

Ⓐ

BODY	TRIM	ACCENT
Renwick Rose Beige SW 2904	Divine White SW 6105	Homestead Brown SW 7515
Pueblo SW 7711	Trusty Tan SW 6087	Bitter Chocolate SW 6013
Baguette SW 6123	Believable Buff SW 6120	Polished Mahogany SW 2638




BODY	TRIM	ACCENT
Favorite Tan SW 6157	Tatami Tan SW 6116	Tea Chest SW 6103



Interactive Cream SW 6113	Red Cent SW 6341	Protégé Bronze SW 6153
-------------------------------------	----------------------------	----------------------------------

Ⓑ Body Ⓓ Trim Ⓐ Accent




DS4

historic color


AMERICA'S HERITAGE

Additional Selection Options for Homes with Shutters


Body = Walls Trim = Trim Accent 1 = Shutters Accent 2 = Door




BODY	TRIM	ACCENT	ACCENT 2
Craftsman Brown SW 2835	Roycroft Vellum SW 2833	Rookwood Brown SW 2806	Naval SW 6244



Roycroft Pewter SW 2848	Weathered Shingle SW 2841	Roycroft Vellum SW 2833	Roycroft Copper Red SW 2839
----------------------------	---------------------------------	----------------------------	-----------------------------------




Pearl Gray SW 0052	Classic Light Buff SW 0050	Colonial Revival Stone SW 2827	Mulberry Silk SW 0001
-----------------------	-------------------------------	--------------------------------------	--------------------------




Downing Earth SW 2820	Renwick Beige SW 2805	Rookwood Terra Cotta SW 2803	Rookwood Dark Brown SW 2808
--------------------------	--------------------------	------------------------------------	-----------------------------------

AH1




BODY	TRIM	ACCENT	ACCENT 2
Downing Stone SW 2821	Sage Green Light SW 2851	Roycroft Bronze Green SW 2846	Classic Light Buff SW 0050
Rookwood Clay SW 2823	Pure White SW 7005	Downing Sand SW 2822	Teal Stencil SW 0018
Downing Straw SW 2813	Roycroft Vellum SW 2833	Roycroft Pewter SW 2848	Classic French Gray SW 0077




Antique White SW 6119	Roycroft Suede SW 2842	Creamy SW 7012	Bunglehouse Blue SW 0048
---------------------------------	----------------------------------	--------------------------	------------------------------------


AH2



BODY	TRIM	ACCENT	ACCENT 2
Colonial Revival Stone SW 2827	Classical White SW 2829	Tricorn Black SW 6258	Rookwood Red SW 2802



Downing Sand SW 2822	Classical White SW 2829	Toile Red SW 0006	Rookwood Dark Brown SW 2808
--------------------------------	-----------------------------------	-----------------------------	---------------------------------------



Colonial Revival Green Stone SW 2826	Classic Light Buff SW 0050	Polished Mahogany SW 2838	Roycroft Bronze Green SW 2846
--	--------------------------------------	-------------------------------------	---

Ⓑ

Ⓓ

Ⓐ

Ⓑ Body Ⓓ Trim Ⓐ Accent

AH3